








Summer Term Overview – Reception

<p>Our Summer units are Animal Safari and On the Beach</p> 	Year Reception	Term Summer 5 and 6	Duration – 13 weeks	Academic year 2023-2024
<p>Key Themes:</p> <div style="display: flex; justify-content: space-around; align-items: center;"> <div style="text-align: center;">  Communication </div> <div style="text-align: center;">  Creativity </div> <div style="text-align: center;">  Community </div> <div style="text-align: center;">  Coastal. </div> <div style="text-align: center;">  </div> </div>				
Big Picture	School Learning Values	Key events/dates		Home Learning
<p>Animal safari teaches about the animals including pets that live around the world and how we can care for our local and global environments.</p> <p>On the beach teaches about the plants and animals that live at the seaside. It explores holidays in the past and how to stay safe in the sun.</p>	<p>Responsibility Resilience Respect Honesty Friendship</p>	<p>Monday 22nd April - #WeAreOne Event World Earth Day Friday 17th May - Christian Aid Assembly Friday 24th May - Furzeham’s Got Talent Final Friday 24th May - PTA Non-Uniform Day and Cake Sale Wednesday 19th June - Sports Day Thursday 20th June - Contingency Sports Day Monday 24th to Friday 28th June - #WeAreOne Event Arts Week Thursday 27th June - PTA Summer Fair Thursday 11th and Friday 12th July – KS2 Summer Show- 6.30 PM at Brixham College</p>		<p>Daily reading of book and key words.</p> <p>Play counting games and board games with dice.</p> <p>Help with jobs around the home.</p> <p>Go on a local safari to find out about the animals that live in your garden or local park.</p> <p>Look at animals from around the world, discuss your favourite animals and find out some fantastic facts.</p>
Key vocabulary	British Values 			
<p>Beak, camouflage, carnivore, feathers, scales, habitat, herbivore, mammal, omnivore, reptile, scaly, wildlife, conservation, endangered, environment, extinct, litter, protect, desert, polar, rainforest</p> <p>Seashore, ocean, coral reef, tide, marine, claw, fin, gills, predator, tentacle</p>	<p>Individual Liberty Rule of Law Mutual Respect Tolerance Democracy</p>			
Communication and Language	Literacy		Maths	
<p>Listen attentively and engage in whole class reading sessions.</p> <p>Learn the meaning of and use a wider vocabulary throughout the day.</p> <p>Internalise a bank of well-known stories and retell by heart, including actions.</p> <p>Articulate their ideas and thoughts in well-formed sentences.</p>	<p>Use all the single-letter sounds and an increasing number of digraphs (two letters represent one sound) to read and write.</p> <p>Automatically read and write a larger bank of key words.</p> <p>Form lower-case and capital letters correctly.</p> <p>Write a series of short sentences using capital-letters and full stops for a range of purposes throughout the day, including to re-tell the well-known stories learnt by heart.</p>		<p>Instantly recognise (subitise) small quantities.</p> <p>Develop understanding that all quantities are made of smaller quantities.</p> <p>Identify and build numbers to at least 20 with a range of resources.</p> <p>Count on and back within 20.</p> <p>Organise and use shapes in different orientations.</p> <p>Add more and take away.</p> <p>Recall number bonds (+ and -) for numbers to at least 5, doubles.</p> <p>Share and group small quantities</p>	
Understanding the World	Expressive Arts and Design		PSED	Physical Development
<p>Learn about how to look after pets.</p> <p>Visit Paignton Zoo to learn about different types of wild animals – mammals, reptiles and birds. Find out where animals come from in the world and what they eat and whether they are carnivores, herbivores or omnivores. Learn how we can help protect wildlife and the natural environment. Learn about what we can do at the beach. What animals and plants live in rockpools/ on the seashore and in the ocean and what do they eat? Find out how litter affects animals and plants and how we can protect them. Discuss how people travel over or under the sea. Learn about how to stay safe at sea and how the coastguard and lifeboat help crews us.</p>	<p>Learn about how animals use camouflage to stay safe and create our own camouflaged chameleons. Mix colours to create a chosen landscape.</p> <p>Explore animal patterns and creating patterns by weaving different materials</p> <p>Design and build animal homes using a range of natural materials.</p> <p>Create 3-D animals with malleable materials. Create seaside scenes art. Sing seaside songs. Design and build a model form of sea transport. Create with foamy sand</p>		<p>We are learning about friendships and relationships and about how we change as we grow.</p>	<p>Physical: Coordination: Sending and receiving (moving a ball, around obstacles with hands and feet, bouncing and catching different sized balls)</p> <p>Agility: reaction and response</p> <p>Fitness: Agility: Ball chasing (chasing and stopping balls)</p> <p>Static balance: Floor work (maintaining balance).</p>

