








Spring Term Overview – Reception

Our Spring units are Long Ago and Ready, Steady, Grow 	Year Reception	Term Spring 3 and 4	Duration – 12 weeks	Academic year 2024-2025
Key Themes:  Communication  Creativity  Community  Coastal 				
Big Picture	School Learning Values	Key events/dates		Home Learning
Long Ago: how we have grown and changed since we were babies and how life in the past was different from today. Ready, Steady, Grow: explores food and farming, where food comes from, what plants and animals need to grow and survive and what constitutes a healthy lifestyle.	Responsibility Resilience Respect Honesty Friendship	Monday 6 th January- First day back at school 17 th -21 st February – Half Term Holiday Week beginning Monday 24 th February- Parent consultations Thursday 6 th March - World Book Day Monday 10 th March- Science Week Monday 17 th March – Friday 21 st March – Book Fair Friday 21 st March – Red Nose Day Friday 4 th April – Last Day of Spring Term		Daily reading of book and key words. Count and spot numbers Look at baby photographs and discuss how they have grown and changed. Talk about your life as a child. Make a shopping list together and go to the shops to buy the food. Grow some quick growing plants or make a cress head. Talk about healthy foods.
Key vocabulary	British Values 			
Antique, artefact, carpet beater, cassette player, chamber pot, past, memories, history, mangle, pinafore, warming pan, washboard, future, time, modern, old, old-fashioned, older, oldest, celebration, castle, king, palace, prince, princess, queen, royal, community, local, Autumn, environment, flower, season, Spring, Summer, weather, Winter, germinate, root, seed, stem, sunlight, survive, warmth	Individual Liberty Rule of Law Mutual Respect Tolerance Democracy			
Communication and Language	Literacy	Maths		
Develop listening skills to engage with a range of books, rhymes and follow instructions Engage with books, rhymes and songs and retelling and acting out familiar stories Learn and use new vocabulary from our whole class reading books	Use 'Fred Talk' to read and 'Fred Fingers' to spell a range of words Learn the correct formation of lower-case letters Read and spell some key words from memory Read and write simple sentences	Measure length, capacity and weight, using correct mathematical vocabulary Count, read write and order numbers beyond 10 Add two small sets of objects Subtract a small set from another Explore different ways to split numbers to 10		
Understanding the World	Expressive Arts and Design	PSED	Physical Development	
Compare the past and the present Use baby photos to see how we have grown and changed Household items and toys from the past and how they have changed How our school and the local area have changed Family celebrations, including Chinese New Year Traditional tales and learn about royalty How weather changes as the seasons change Museum visit. Farm visit Plant seeds and observe growing flowers and vegetables Describe how plants and animals are cared for Find out about animal babies	Recite nursery rhymes and lullabies Take black and white photos Colour mix with black and white paint to make shades of grey Use pastel and chalk to create black and white pictures Explore different writing implements to explore how people wrote in the past Listen to different types of music from the past Paint Jack and the beanstalk Make seed shakers Fruit art Learn farm songs.	We are learning about our dreams and goals and what we can do to help ourselves achieve them. We are learning about resilience. We are also learning about healthy eating and exercise to keep our bodies healthy.	PE: Cognitive Skills: Explore Dynamic balance: On a line and Static balance: Stance; Creative Skills: Explore Coordination and Counter Balance: Manoeuvre around obstacles on bikes and scooters Use large and small construction materials to build structures and vehicles Develop strength and accuracy with correct pencil grip to form letters correctly Create and construct with scissors, tape, glue, and collage materials Play a range of 'old-fashioned' games like tiddlywinks and hopscotch	

