







Autumn Term Overview – Year 1 and 2 – Mr. Bennett's Class



<p>Our Autumn unit is</p> <h2>Childhood</h2> 	Year 1 and 2		Term Autumn 1 and 2		Duration – 14 Weeks		Academic year 2023-2024			
<p>Big Picture</p> <p>This unit teaches children about everyday life and families today, including comparisons with childhood in the 1950s, using artefacts and a range of different sources.</p>	<p>Key Themes :</p>  Communication  Creativity  Community  Coastal		<p>Key Vocabulary</p> artefact, coronation, elderly, family tree, absorbent, bendy, brick, ceramic, clay, concrete, cotton, fabric, glass, hard, human-made, leather, material, metal, natural, oil, plastic, property, rough, rock, rubber, shiny, silk, smooth, soft, stone, stretchy, stiff, transparent, waterproof, wood, wool, colour wheel, primary colour, secondary colour, hue		<p>School Learning Values</p> Responsibility Resilience Respect Honesty Friendship  British Values Individual Liberty Rule of Law Mutual Respect Tolerance Democracy		<p>Key events/dates</p> 2 nd Oct – TSAT We Are One Event - Black History Month 16 th – 19 th Oct –Scholastic book fair. 19 th Oct – PTA Autumn disco 31 st Oct – Online shop closes for Christmas card orders. 31 st Oct and 1 st Nov – PTA Book Sale 1 st Nov – Brixham Museum Trip 8 th Nov – Class Showcase (9.30am) 10 th Nov – Individual and Sibling school photos 10 th Nov – TSAT We Are One event – Remembrance Day 16 th Nov and 23 rd Nov – PTA Lantern Making 17 th Nov – Children in Need 21 st Nov – Trip to Furzeham Lodge (Animal HQ) 25 th Nov – Brixham Lantern Parade 1 st Dec – PTA Xmas Fair 12 th Dec and 13 th Dec – KS1 Nativity 14 th Dec – Christmas Lunch day		<p>Home Learning</p> Daily reading Daily spelling practice Weekly Maths or English. Home learning is given out on a Friday through the Teams platform and due in on the following Wednesday.	
History	English		Maths		Science		Art/DT			



Autumn Term Overview – Year 1 and 2 – Mr. Bennett's Class



<p>History is our driver subject this term. The children will be learning about childhood and comparing how it was in the 1950s and the present day, using artefacts, including a trip to a local museum and a range of different sources. We will focus on everyday life and childhood in the 1950s. We will look at how the train station and train line used to bring transport in to Brixham in the 1950s compared to the transport now. We will also look at timelines and family trees. Finally, we will learn about the Coronation of Queen Elizabeth II.</p>	<p>We will be developing our writing through focussing on the basics of full stops, capital letters and forming sentences. We will be looking at a few different genres, including: narratives and autobiographies.</p> <p>We will be developing our reading skills through a range of fiction and non-fiction texts in Whole Class Reading, sharing a Class Story for pleasure and working from model texts in our writing units.</p> <p>We will be learning a range of spelling rules as well as national curriculum statutory words which will then be assessed regularly.</p>	<p>We will be developing our understanding of place value, by reading, writing, comparing and ordering numbers up to 10. We will be learning how to use some of the language associated with this including, fewer, more, same, less than, greater than and equal to. We will be also learning how to add and subtract numbers up to 10 using part whole models, fact families, number bonds and number lines.</p> <p>We be learning about everyday materials.</p>	<p>We will describe the parts of a flowering plants and relate structure to function, including the roots and the stem for transporting water, leaves for making food and the flower for reproduction. We will also be learning about light and dark, investigating the phenomena of reflections and shadows, looking for patterns in collected data.</p>	<p>Mix It - This project teaches children about basic colour theory by studying the colour wheel and colour mixing. It includes an exploration of primary and secondary colours and how artists use colour in their artwork.</p> <p>Funny Faces and Fabulous Features - This project teaches children about the concept of the portrait and how the collage technique can be used to make a portrait.</p>
<p>Geography</p>	<p>PE</p>	<p>Computing</p>	<p>PSHE</p>	<p>RE</p>
<p>We will learn how geographical features can change over time by comparing a map card from the 1950s with one from today.</p>	<p>We will be developing our fundamental skills in Pe including jumping, throwing, catching and moving in different ways through REAL PE. We will also be applying these skills through Dance.</p>	<p>We will continue to use digital technology to enhance our learning in class through research and using technology safely and using simple search technologies.</p>	<p>We will be following units called Being Me in My World and Celebrating Differences which will include a range of activities and thought-provoking discussions.</p>	<p>We will be developing our knowledge of different religions by exploring Harvest (Christianity).</p>