







Multiplication Tables Check (MTC)									
Statistic	2021-2022		2022-2023		2023-2024		2024-2025		
	School	National	School	National	School	National	Cohort	School	National
% of pupils scoring full marks (25/25)	-	27%	28% 	29%	19% 	34%	35	66% 	~ 38%
Average score (out of 25)	-	19.8	19.3 	20.2	18.6 	20.6	34	23.5 	~ 21.1